

**County of Sacramento  
Community Facilities District No. 2001-1  
(Gold River Station No. 7)**

**Government Code Section 53343.1 Annual Report**

**Fiscal Year Ending June 30, 2022**

**PREPARED BY:**

**County of Sacramento**

Community Development Department  
County Engineering Division  
Special Districts Section  
827 Seventh Street, Room 304  
Sacramento, CA 95814  
916-874-6525

Office of Budget and Debt Management  
County Debt Office  
700 H Street, Room 7650  
Sacramento, CA 95814  
916-874-5239



County of Sacramento Community Facilities District No. 2001-1 (Gold River Station No. 7)  
Government Code Section 53343.1 Annual Report Fiscal Year Ending June 30, 2022

**BACKGROUND:**

In 2001, the Sacramento County Board of Supervisors (Board) took the following action, under the terms and provisions of the Mello-Roos Community Facilities Act of 1982, being Chapter 2.5, Part 1, Division 2, Title 5 of the Government Code of the State of California (Act), to establish the County of Sacramento Community Facilities District No. 2001-1 (Gold River Station No. 7) (Gold River Station LM CFD) for the purpose of financing landscape maintenance services for public landscape corridors within the district and associated administrative expenses:

Adopted Resolution No. 2001-1387 establishing Gold River Station LM CFD and providing for the levy of a Special Tax to finance the costs of certain services (12/04/2001).

The services authorized for funding from the Gold River Station LM CFD special taxes are listed in Exhibit A to Resolution No. 2001-1387. This report contains the reporting elements required by Section 53343.1 of the Act. A map of the district is shown on the attached Figure A.

**A. SPECIAL TAXES COLLECTED:**

Special taxes levied for Fiscal Year 2021-22 amounted to \$55,679.

Special taxes that were delinquent for Fiscal Year 2021-22 amounted to \$172 (as of July 1, 2022).

Special taxes collected for Fiscal Year 2021-22 amounted to \$55,507 (as of July 1, 2022).

Previous year delinquent special taxes collected in Fiscal Year 2021-22 amounted to \$209 (as of July 1, 2022).

**B. OTHER REVENUE RECEIVED:**

Interest earned for Fiscal Year 2021-22 amounted to \$578.

**C. TOTAL EXPENDITURES:**

The total amount expended in Fiscal Year 2021-22 was \$45,867.

**D. SUMMARY OF EXPENDITURES:**

Table D below summarizes the Fiscal Year 2021-22 expenditures for the Gold River Station LM CFD:

County of Sacramento Community Facilities District No. 2001-1 (Gold River Station No. 7)  
Government Code Section 53343.1 Annual Report Fiscal Year Ending June 30, 2022

**TABLE D**

<b>Components</b>	<b>Expenditures</b>	<b>Funding Source</b>
1. Facilities	\$0	N/A
2. Services	\$32,739	Special Taxes
3. Bond Principal and Interest	\$0	N/A
4. Administrative Costs	\$13,128	Special Taxes
<b>Total</b>	<b>\$45,867</b>	

**E. EXPENDITURES FOR FACILITIES:**

There are no authorized facilities for the Gold River Station LM CFD.

**F. EXPENDITURES FOR SERVICES:**

The expenditures for authorized services for the Gold River Station LM CFD for Fiscal Year 2021-22 amounted to \$32,739.

**G. EXPENDITURES FOR ADMINISTRATIVE COSTS:**

Table G below provides the details of the Fiscal Year 2021-22 expenditures by the Gold River Station LM CFD for administrative costs:

**TABLE G**

<b>Administrative Components</b>	<b>Expenditures</b>
Administration	\$8,764
Accounting	\$0
Legal Services	\$0
Treasurer's Fiscal Agent Charges	\$156
System Development Services	\$4,102
Taxes, Licensing, Assessments	\$106
<b>Total</b>	<b>\$13,128</b>

The administrative costs that are funded from the special tax and interest revenues include the costs of calculating and collecting special taxes, legal counsel services, treasurer's fiscal agent charges, system development services, accounting support services, and reporting and budgeting of the district.

**H. CERTIFICATION OF REPORT:**

This report was certified by the Board on December 6, 2022.

**I. ADDITIONAL INFORMATION:**

The following information is not required by the Act, but is general information pertinent to the Gold River CFD.

**a. Summary of Potential Maximum Tax:**

A summary of the taxable land base in the Gold River Station LM CFD for Fiscal Year 2021-22 is shown on Table I below:

**TABLE I**

<b>Special Tax Area</b>	<b>No. of Parcels</b>	<b>Potential Maximum Annual Revenue</b>
Developed	133	\$62,003.27
<b>Total</b>		<b>\$62,003.27</b>

**b. Status of Services:**

Services are ongoing for the Gold River Station LM CFD.

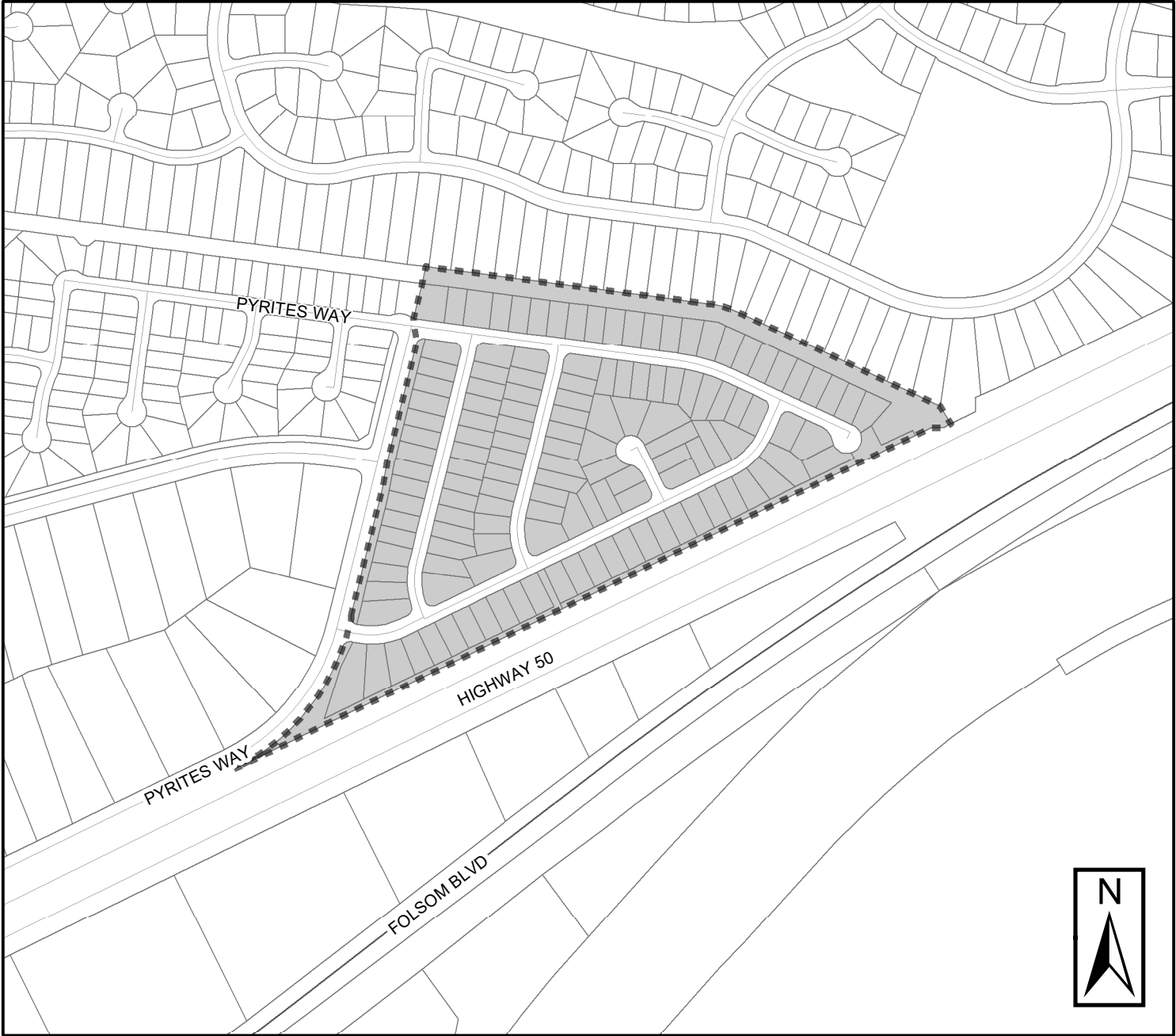
**c. Total Assessed Value:**

Reporting of the Assessed Value is helpful because it gives an indication of the stability of the District. The table below shows the total assessed value of the land and improvements for the property within the Gold River Station LM CFD:



<b>Year</b>	<b>Land</b>	<b>Improvements</b>	<b>Total</b>
2022*	\$13,557,142	\$41,720,330	\$55,277,472

\* Assessed property value as of June 30<sup>th</sup> of the indicated year; only taxable property within the District is included.

# FIGURE A SACRAMENTO COUNTY COMMUNITY FACILITIES DISTRICT NO. 2001-1 (GOLD RIVER STATION NO. 7) BOUNDARY & VICINITY MAP

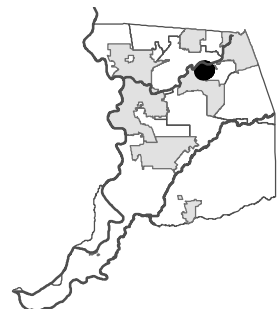


### Legend

-  GOLD RIVER STATION No.7
-  DISTRICT PARCELS

District: Community Facilities District No. 2001-1  
(Gold River Station No. 7 Landscape Maintenance)

Supervisory District: 4 - Frost



10/14/2022 I:\Master\_Data\_Model\Community\_Facility\_Districts\CFD No. 2001-1 (Gold River Station No. 7)\Master\_files\CFD Annual report\FIGURE A(B&W)-CFD 2001-1 (GR) Annual Report Oct2022.mxd